

# THERMAL GUARD® CUSTOM SPA COVER MEASURING FORM

Name \_\_\_\_\_

**Cover Type/Color Selection (circle one):**

Address \_\_\_\_\_

**Standard Grade 4"-2" taper 1 lb. Foam**

Burgundy	Charcoal	Hunter Green	Sand
Lt. Gray	Black	Prestige Teak	Teal
Old Teak	Lt. Blue	Navy Blue	White

City \_\_\_\_\_ St \_\_\_\_\_ Zip \_\_\_\_\_

**Safety 4"-2" Walk-On**

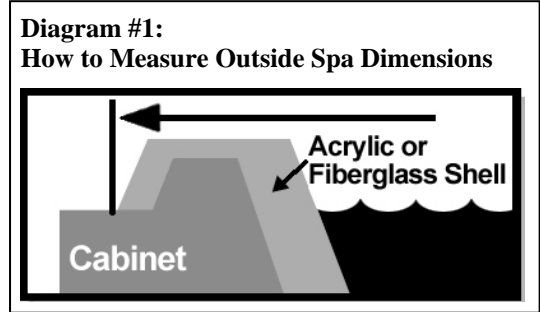
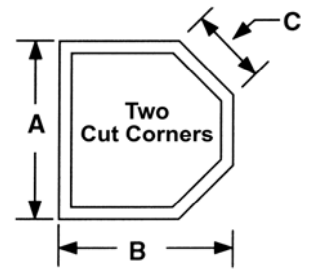
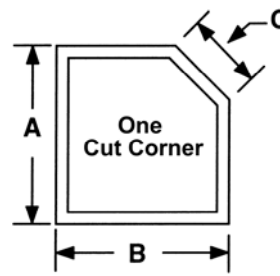
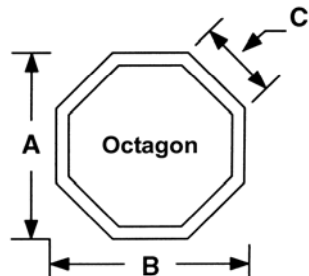
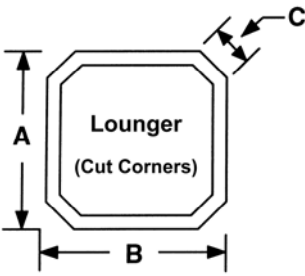
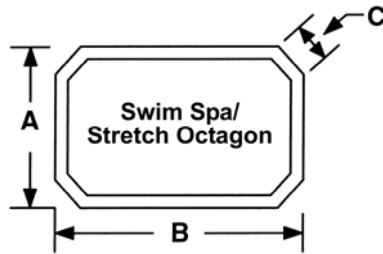
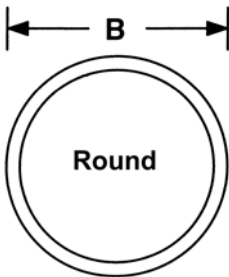
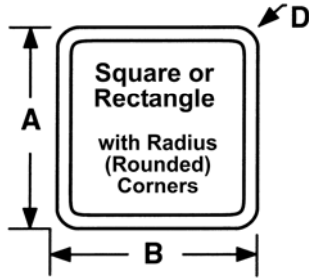
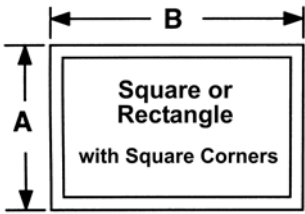
Beach	Slate	Forest Green	Tan
Gray	Black	Cranberry	Teal
Blue	Navy	White	Teak

Home Phone \_\_\_\_\_

Work Phone \_\_\_\_\_

**1 SPA SHAPE** – Circle the type/shape below that matches your spa and fill in the dimensions below. When measuring, use the outside dimensions of the fiberglass or acrylic portion of your spa (see diagram #1).

**PLEASE DRAW A DOTTED LINE TO INDICATE WHERE FOLD IS DESIRED** –  
(Folds are on center of axis.)



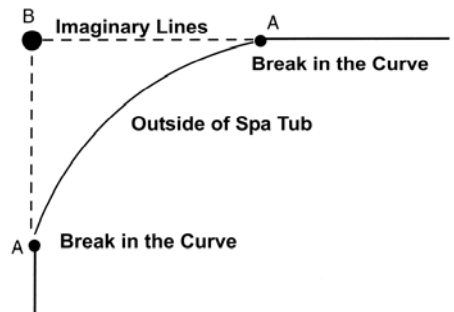
**Fill in your spa dimensions here:**

A \_\_\_\_\_ inches      B \_\_\_\_\_ inches  
C \_\_\_\_\_ inches      D\* \_\_\_\_\_ inches

*\*See below on "How to Measure Radius Corners"*

**2 HOW TO MEASURE RADIUS CORNERS** –

Using 2 rulers, extend two imaginary lines from the break in the curve of the spa (point A) until they meet at an imaginary point B. Determine the measurement from point A to point B. This will be your radius measurement (letter "D" above).



**3 OBSTRUCTIONS** – List any obstructions that will result in a cutout needed to make the cover fit the acrylic portion of your spa properly. Document the actual size and location of each obstruction from the closest corner of the spa. (You may want to show these on a separate sheet of paper if there are more than two.)

Obstruction Dimensions (Inches)

Location from Closest Corner of the Spa (Inches)

---

---

---

---

**4 COVER SKIRT** MUST Specify desired skirt length in inches: (standard skirt length is 2 ½”- 3 ½”)

---

**5 DO YOU WANT TIE DOWNS AND FASTNERS?** *(Four come standard)*

Yes       No

**6 PLEASE LIST ANY SPECIAL INSTRUCTIONS OR ADDITIONAL DIAGRAMS BELOW:**

---

---

---

---

---

---

---

**7 YOUR SIGNATURE** – Please sign and date below to verify that all the information you have provided on this form is correct.

---

Your Signature

---

Date

Your signature indicates that you understand that all Thermal Guard spa covers are custom-made and cannot be returned when made according to the specifications provided here.